



Ark Charter  
Academy

# Assessment Point 3

## Year 8

# Parent Information Booklet

This booklet contains details of the assessments that your child will be taking in the upcoming half term. These assessments will take place during assessment weeks (11<sup>th</sup> June-29<sup>th</sup> June). Please refer to the assessment timetable overleaf, in some subjects the date the students will sit their assessment varies depending on which class they are in.

You will receive an interim report following these assessments so you can see how your child is progressing.

Please contact [i.headland@charteracademy.org.uk](mailto:i.headland@charteracademy.org.uk) if you have any other queries about the assessments.

## A Band Assessment Timetable

If your child's classes are the subject code followed by A-1, A-2, A-3 they are in the A band.

<b>Monday</b>	<b>Tuesday</b>	<b>Wednesday</b>	<b>Thursday</b>	<b>Friday</b>
<b>11 June</b>	<b>12 June</b>	<b>13 June</b>	<b>14 June</b>	<b>15 June</b>
P1 8A Science Paper 1 30m P2 P3 P4 P5 P6 P7	P1 P2 8A Maths Paper 1** P3 P4 P5 P6 8A-1 Art 50m, 8A-3 Art 50m P7	P1 P2 8A Science Paper 2 30m P3 P4 P5 P6 P7	P1 P2 8A Maths Paper 1** P3 P4 P5 P6 P7	P1 P2 P3 P4 P5 8A-2 Art 50m P6 P7
<b>18 June</b>	<b>19 June</b>	<b>20 June</b>	<b>21 June</b>	<b>22 June</b>
P1 8A Science Paper 3 30m P2 8A Spanish Reading 30m P3 P4 P5 P6 P7	P1 P2 P3 P4 8A-2 ICT 50m P5 8A-3 ICT 50m P6 8A-1 Art 50m, 8A-3 Art 50m P7	P1 English Paper 1h15m (HPT)** P2 P3 P4 P5 P6 8A History 45m P7	P1 8A Geog 45m P2 P3 8A-1 ICT 50m P4 P5 P6 8A Spanish Listening 20m P7	P1 P2 P3 P4 P5 8A-2 Art 50m P6 P7
<b>25 June</b>	<b>26 June</b>	<b>27 June</b>	<b>28 June</b>	<b>29 June</b>
P1 P2 8A Spanish Writing 30m P3 P4 8A-1 PE 15m P5 P6 P7	P1 P2 P3 P4 8A-3 PE 15m P5 P6 8A-1 Art 50m, 8A-2 PE 15m, 8A-3 Art 50m P7	P1 P2 P3 P4 P5 P6 P7	P1 P2 P3 P4 P5 P6 P7	P1 P2 P3 P4 P5 8A-2 Art 50m P6 8A RE Paper 45m P7

\* Indicates the assessment will start at 8.50am

\*\* Indicates the students may be slightly late to break or lunch

(HPT) Indicates the mock exam/assessment is taking place in Hornpipe.

## **B Band Assessment Timetable**

If your child's classes are the subject code followed by B-1, B-2 they are in the B band.

<b>Monday</b>	<b>Tuesday</b>	<b>Wednesday</b>	<b>Thursday</b>	<b>Friday</b>
<b>11 June</b>	<b>12 June</b>	<b>13 June</b>	<b>14 June</b>	<b>15 June</b>
P1 P2 8B-1 Art 50m P3 P4 8B Science Paper 1 30m P5 P6 P7	P1 P2 P3 P4 P5 8B Maths Paper 1** P6 P7	P1 P2 8B-2 Art 50m P3 P4 8B Science Paper 2 30m P5 P6 P7	P1 P2 P3 P4 8B Maths Paper 1** P5 P6 P7	P1 P2 P3 P4 P5 P6 P7
<b>18 June</b>	<b>19 June</b>	<b>20 June</b>	<b>21 June</b>	<b>22 June</b>
P1 P2 8B-1 Art 50m P3 8B Spanish Reading 30m P4 8B Science Paper 3 30m P5 P6 P7	P1 P2 P3 8B-2 ICT 50m P4 8B Geography 45m P5 P6 P7	P1 English Paper 1h15m (HPT)** P2 P3 8B History 45m P4 P5 P6 P7	P1 8B Spanish Listening 20m P2 P3 P4 P5 8B-1 ICT 50m P6 P7	P1 P2 P3 P4 P5 8B Spanish Writing 30m P6 P7
<b>25 June</b>	<b>26 June</b>	<b>27 June</b>	<b>28 June</b>	<b>29 June</b>
P1 P2 8B-1 Art 50m P3 P4 P5 P6 P7	P1 P2 P3 8B-1 PE 15m P4 P5 P6 P7	P1 P2 8B-2 Art 50m P3 P4 P5 8B-2 PE 15m P6 P7	P1 P2 P3 P4 P5 P6 8B RE Paper 45m P7	P1 P2 P3 P4 P5 P6 P7
<b>2 July</b>	<b>3 July</b>	<b>4 July</b>	<b>5 July</b>	<b>6 July</b>
P1 P2 P3 P4 P5 P6 P7	P1 P2 P3 P4 P5 P6 P7	P1 P2 8B-2 Art 50m P3 P4 P5 P6 P7	P1 P2 P3 P4 P5 P6 P7	P1 P2 P3 P4 P5 P6 P7

\* Indicates the assessment will start at 8.50am

\*\* Indicates the students may be slightly late to break or lunch

(HPT) Indicates the mock exam/assessment is taking place in Hornpipe.



### **Skills covered this term:**

Students have been studying *Animal Farm* by George Orwell, which is the first modern text they have studied this year. Pupils have been developing their reading with a focus on evaluating the writer's purpose and message by looking at the impact of the speeches on the animals. They have been also exploring the concept of an allegory and will demonstrate their mastery of the key features of an allegory.

### **How your child will be assessed:**

Students will complete two assessments. The first assessment will be completed in class, in this exam, to mirror the new GCSE style questions, students will be asked to analyse an extract from the allegory and answer a question based on both the extract and the allegory as a whole. They will be marked for both reading and writing. Students will have 1 hour to complete the test in exam conditions.


The second assessment will be sat in the Hornpipe Theatre as they did just before the Easter break. In this exam, students will be asked to write their own allegory, which will be marked for writing. Each assessment will make up 50% of their overall grade.

### **Your child should revise by:**

- Reading through their classwork.
- Revising key terms they have learnt in their study of *Animal Farm* i.e. allegory.
- Learn the difficult vocabulary they are introduced to in class i.e. tyrant.
- Re-read the text itself.

### **How you can help your child at home:**

- Testing them on their key terms in their books
- Reading through *Animal Farm* with them. Discuss the meanings of the whole text and individual words.



### **How your child will be assessed:**

In Summer 2 all students in Year 8 will sit two holistic assessment papers, each 50 minutes long. Students will be sitting either two foundations papers or two higher papers. These papers will be decided by their teacher and based on where we think the student will be most successful at this time.

All the exams cover content covered over the year so far, as well as content from Year 7.

### **Topics tested include:**

- Types of numbers
- Prime numbers and indices
- Prime factorisation
- Use of Venn diagrams and LCM and HCF
- Addition and subtraction of fractions
- Order of operations
- Order and calculate with negative numbers
- Form and solve linear equations
- Linear sequences
- Geometry including triangles, quadrilaterals and angles in parallel lines
- Length and area
- Percentages and percentage change
- Ratio and rates of change

### **How you can help your child revise:**

Maths is best revised in regular short sessions. 15 to 20 minutes every night is far more beneficial than several solid hours on the weekend.

Please encourage your child to use [hegartymaths.co.uk](http://hegartymaths.co.uk). This website covers all topics listed here with video explanations and mini-tests.

Please also encourage your child to speak to their maths teacher if they have any questions or concerns.



## Science

### **How your child will be assessed:**

Students will sit 3 separate assessments each at 30 mins in length and will be conducted in exam conditions.

Whilst students will be assessed on content covered this term they will also be assessed on cumulative content covered across the course of the previous year (details of topic areas are highlighted below).

Each assessment will assess a variety of skills including working scientifically, apparatus and techniques (practical skills) and maths mastery.

### **Topics covered this term:**

**1 – Physics – Motion & pressure**

**2 – Chemistry – Metals & acids**

**3 – The Earth (Atmosphere)**

**4 – Biology – Evolution & adaptation**

### **How you can help your child at home:**

Please discuss with students at home the content they have covered this year, students should be encouraged to approach their teachers prior to the half term with any areas of concern.

Please check that students have entered any Science homework into their planners and check that this has been completed by the set deadline.

Historic year 7 & year 8 topics:

Biology – Health & lifestyle

Biology – Cells & systems

Biology – Structure & function of body systems

Biology – Reproduction

Biology - Ecosystems

Chemistry – Reactions of the group 1, 7 & 0 elements

Chemistry – Particles & bonding

Chemistry – Elements & compounds

Chemistry – Types of reaction

Chemistry – Chemical reactions

Chemistry – Separation techniques


Physics – Electricity & magnetism

Physics – Forces

Physics – Sound

Physics – Light & sound

Physics – Energy



## **Year 8 Geography Assessment Information**

This year in Geography we have been studying the population dynamics that govern our world, the geography of crime, coastal processes and natural hazards.

### **The assessment:**

The assessment will focus on content we have been studying since September. It will include topics on: population, coastal processes and natural hazards. The assessment will follow the same structure as the new AQA GCSE papers. There will be a series of written questions in which students will be expected to describe, explain and evaluate a variety of geographical concepts.

### **Your child should revise by:**

- Reading through their classwork
- Revising key concepts and geographical processes
- Reading around the topics that we are covering in class
- BBC bitesize

### **You can help by:**

- Testing them on key terms and geographical concepts
- Encouraging them to complete revision at home, even if it is a YouTube video that links to the learning
- Asking them to use geographical terms to describe the world around them





### **How your child will be assessed:**

- Time: 45 minutes
- It will test knowledge, source and interpretation skills
- Carried out in class
- Silent and independent work, without use of books, notes or plan
- The assessment questions and any sources used must be unseen before the 45 minutes begins

### **Topics covered will be selected from the following:**

- Revolutions
- The English Civil War
- Cromwell: Hero or Villain?
- The British Empire
- The Slave Trade
- The Industrial Revolution
- World War One
- Votes for Women
- Civil Rights

### **How you can help your child at home:**

You can help your child to revise using the revision they create in class. This could be testing them on key words, dates or people. They will also receive topic revision sheets for homework.



### **How your child will be assessed:**

The assessments for summer 2 will cover topics studied in autumn, spring and summer terms of year 8, as well as content covered in year 7. Students will be assessed in three skills this term: reading, listening and writing.

### **Topics covered:**

#### New summer content:

1. Home and Daily Routine

#### Cumulative content:

2. Teenage Life
3. Holidays
4. Food
5. Content from year 7:
  1. My city
  2. Myself and My Family
  3. My School
  4. Free Time

In a language exam there will always be unfamiliar content so students should also feel comfortable with strategies such as looking for cognates and reading for 'the gist' of a text.

### **How your child can revise:**

- [www.pearsonactivelearn](http://www.pearsonactivelearn) has vocabulary practice as well as reading and listening activities from across the topics studied this year.
- Please speak to your Spanish teacher to get your user name and password for this site.
- If you have any difficulty logging on, please email Mrs Mason at [m.mason@charteracademy.org.uk](mailto:m.mason@charteracademy.org.uk) for support.





### **How your child will be assessed:**


- Time: 45 minutes for mock paper ( 7 questions ranging from 2 marks- 15)
- Carried out in class
- Silent and independent work, without use of books, notes or plan
- The assessment question used must be unseen before the assessment begins

### **Topics covered:**

- Religion and the environment- Recycling, stewardship and pollution
- Religion and conflict- Just war theory, conscientious objectors and pacifism
- Religion and poverty- Christian, Islamic and Sikh views on helping those in need
- Prejudice and discrimination- Malcolm X Gandhi and Martin Luther King Junior, racism and prejudice
- Sikhism- The Khalsa and Langer.

### **How you can help your child at home:**

You can help your child to revise using the revision they create in class. This could be testing them on key words, dates or people.



### **How your child will be assessed:**

In the second half of the summer term students work on a graphics project studying lettering and illustration. Students create a copy and personal design idea based on the illustrator Paul Thurlby, as well as exploring the artist Si Scott. When creating design ideas for a three dimensional cardboard letter students research the artist Robert Indiana and create a three dimensional letter that they make in lessons and then take home. Students considering Art GCSE can also participate in a taster lesson where they begin working on their Year 9 Art topic 'Food'.

Classwork is assessed every three weeks, giving students three lessons to develop and refine a piece of work within their sketchbook. Each task focuses on one of the assessment objectives and all students are taught key skills and techniques to help them develop their knowledge, understanding, ability, confidence and use of materials. The four assessment objectives in Art are based on the AQA GCSE strands. They are contextual studies, use of materials, recording ideas and a final piece. Students' home work is assessed throughout the year based levels of effort. The projects are formally assessed with levels at the end of each term and at the end of the summer term after students have produced their two final pieces.

### **Areas of study include:**

- The paintings and work of illustrator Paul Thurlby.
- The work of illustrator Si Scott and sculptor Robert Indiana.
- Drawings from secondary sources based on the theme of illustration.
- Accuracy of three dimensional and graphical drawing including enlargement and proportion.
- Use and control of materials including pencil, paint, card, collage and pen.

### **How you can help your child to achieve their best:**

- Providing a suitable area for students to complete homework tasks to the best of their ability.
- Ask questions surrounding homework to support understanding.
- Encourage gradual independence, whilst reminding students of the homework times and expectations regarding effort.





In Summer 1 we have been studying Blues, looking into the history behind Blues and Jazz. Students have been exploring advanced keyboard techniques and have been learning how to play the 12 Bar Blues Chord Sequence, and the Walking Bassline. In Summer 2 the students will be using their musical skills to compose their own piece of Film Music. Students will listen to many different examples of Film Music, use the elements of music and many compositional techniques to create their own theme.

These topics allows students to explore different sounds of instruments, and how rhythms and structure can affect a piece of music. The students will have the opportunity to perform in a group and as an individual to compose their own music, learning how to use the keyboard to maximum effect.

### **The Assessment**

Their assessment will be based on a performance of their work and a listening exercise. Year 8 students will also have a short written test, testing them on general music skills and the following topics covered this year:

- Music notation
- Identifying instruments
- Rhythm
- The Elements of Music
- Gamelan
- Ground Bass
- Blues
- Film Music

### **Your child should revise by:**

- Using YouTube, where possible, to check their recognition of the sounds of instruments.
- Revising their knowledge of the elements of music including naming notes.
- Practicing performing their pieces.

### **You can help by:**

- Testing them on recognising instrument sounds and different genres of music.
- Testing them on note names and values
- Ensure they have finished their composition.



