

## Logging on to Show my Homework on the internet

IMPORTANT – If you have previously tried to log in and got stuck you MUST close the webpage and then reopen it.

To login online to <https://www.satchelone.com/login>

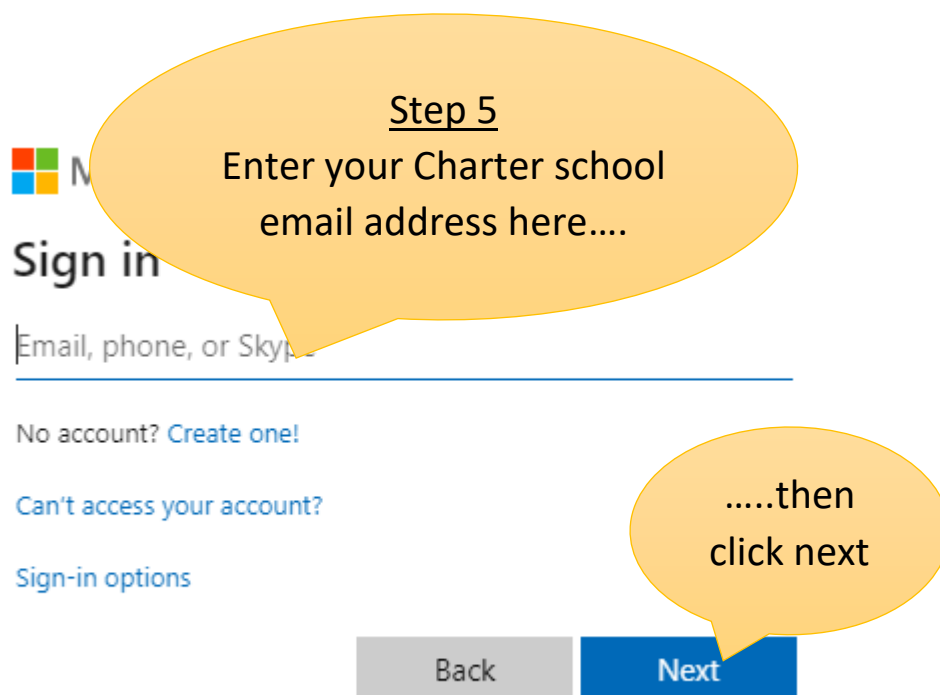

The image shows a login page for SatchelOne with several instructional callouts:

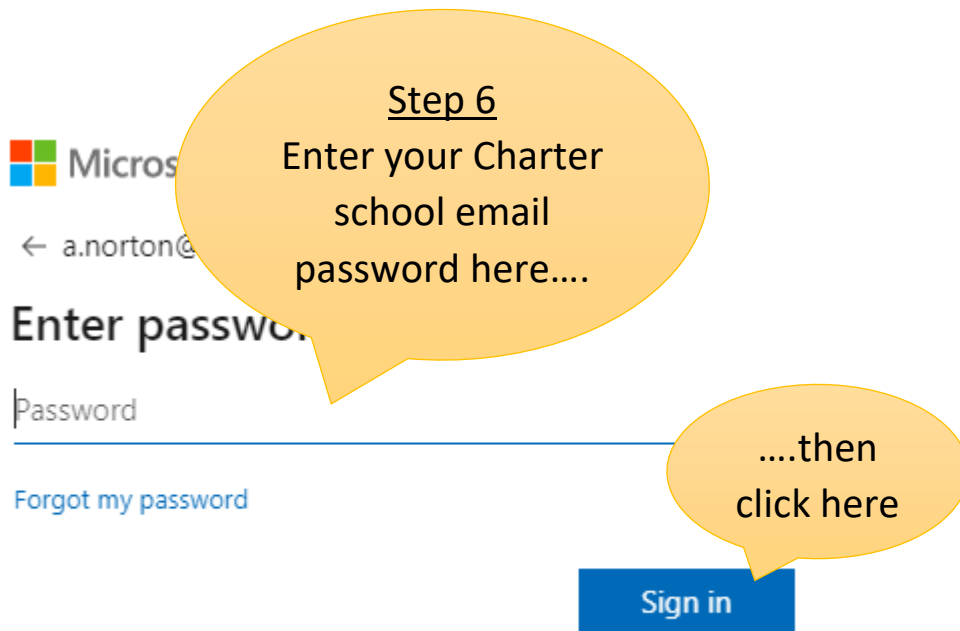
- Step 1:** A yellow speech bubble pointing to the "Student" button in the role selection area, stating: "Students click here. This box must be black".
- Step 2:** A yellow speech bubble pointing to the "Student" button, stating: "Click here".
- Step 3:** A yellow speech bubble pointing to a blue bar below the password field, stating: "Click here".
- Warning:** A large orange box on the right side of the page contains the text: "Do NOT write anything in this section" and "Do NOT click the blue bar".

The login form includes the following elements:

- Role selection: "Parent" and "Student" (highlighted in black).
- Radio buttons for "I already have an account" (selected) and "I don't have an account yet".
- Input fields for "Search school", "Enter email address or username", and "Enter password".
- A blue bar below the password field.
- Buttons for "Sign in with Office 365" and "Sign in with Google".

If you already have an Office 365 account this screen will appear. If you don't then skip this step and go to step 5 on the next diagram.





## Permissions requested

satchel: Show My Homework  
[App info](#)

**This application is not published by Microsoft or your organization.**

This app would like to:

- ✓ Sign you in and read your profile
- ✓ Sign you in and read your profile

Accepting these permissions means that you allow this app to access your data as specified in their terms of service and privacy statement. **publisher has not provided links to their terms for you to review.** You can change these permissions at <https://myapps.microsoft.com>. [details](#)

Cancel [Accept](#)



You should now be successfully logged in to Show my Homework. Click to 'To do' button to view work set and the due dates.